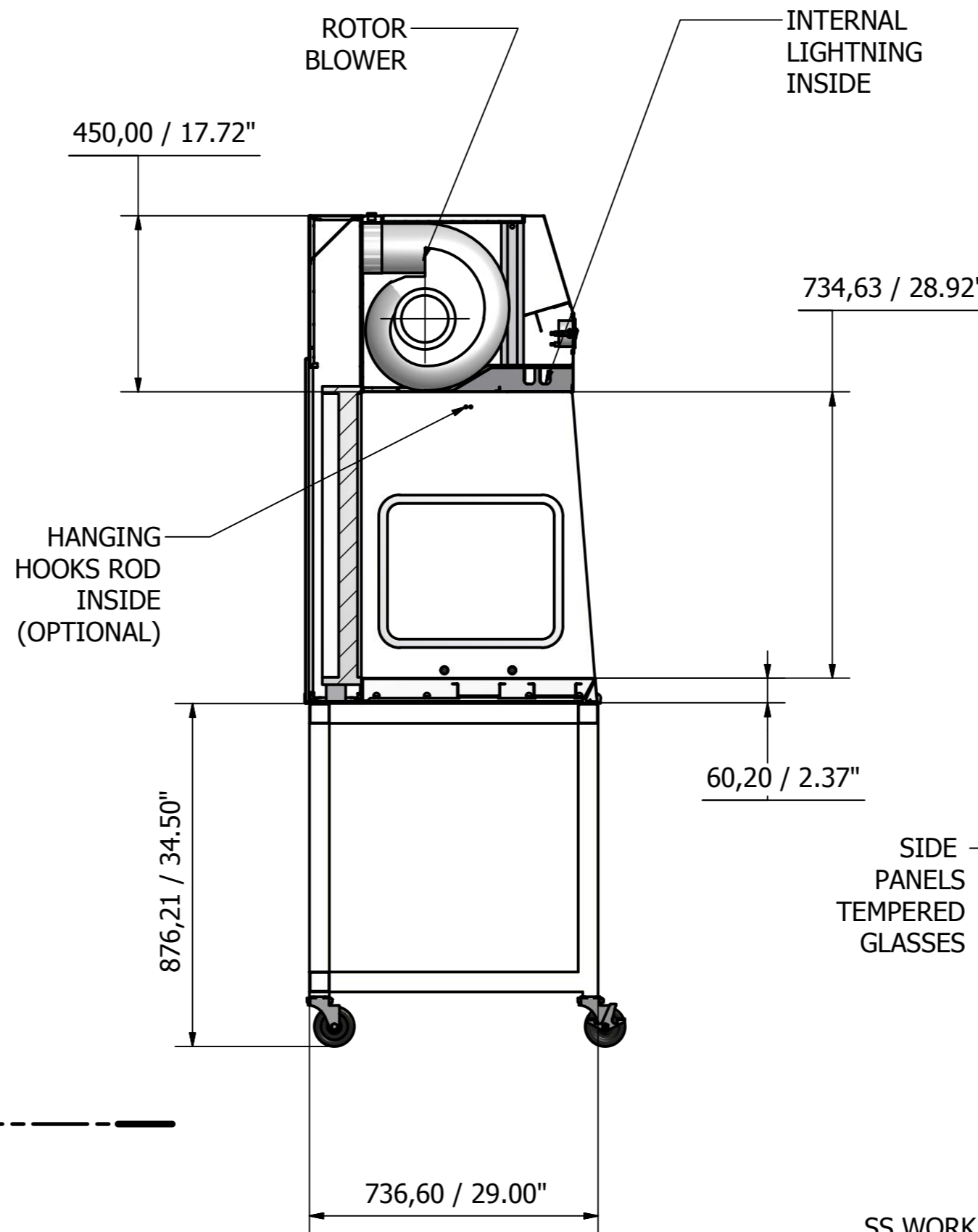
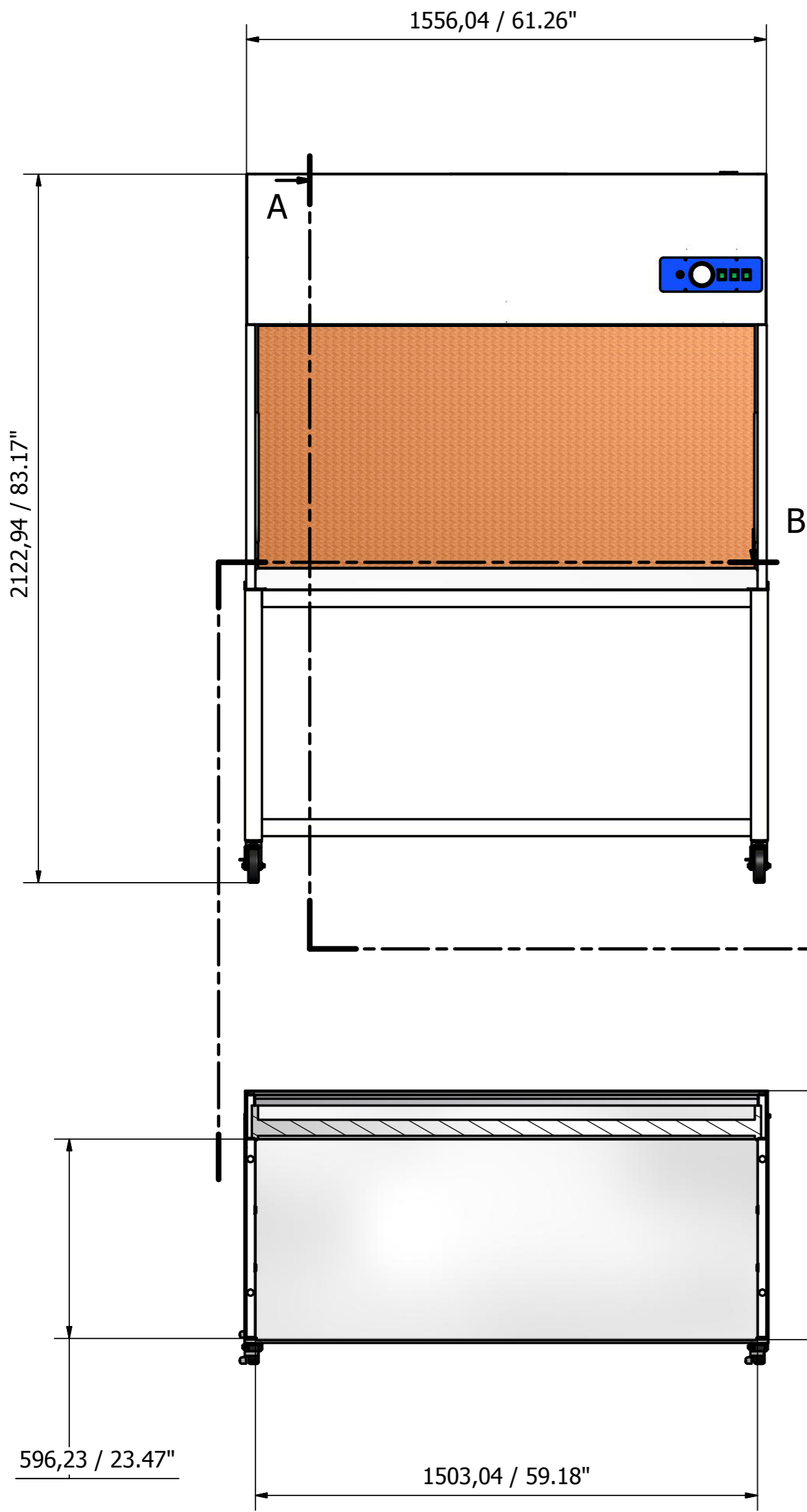
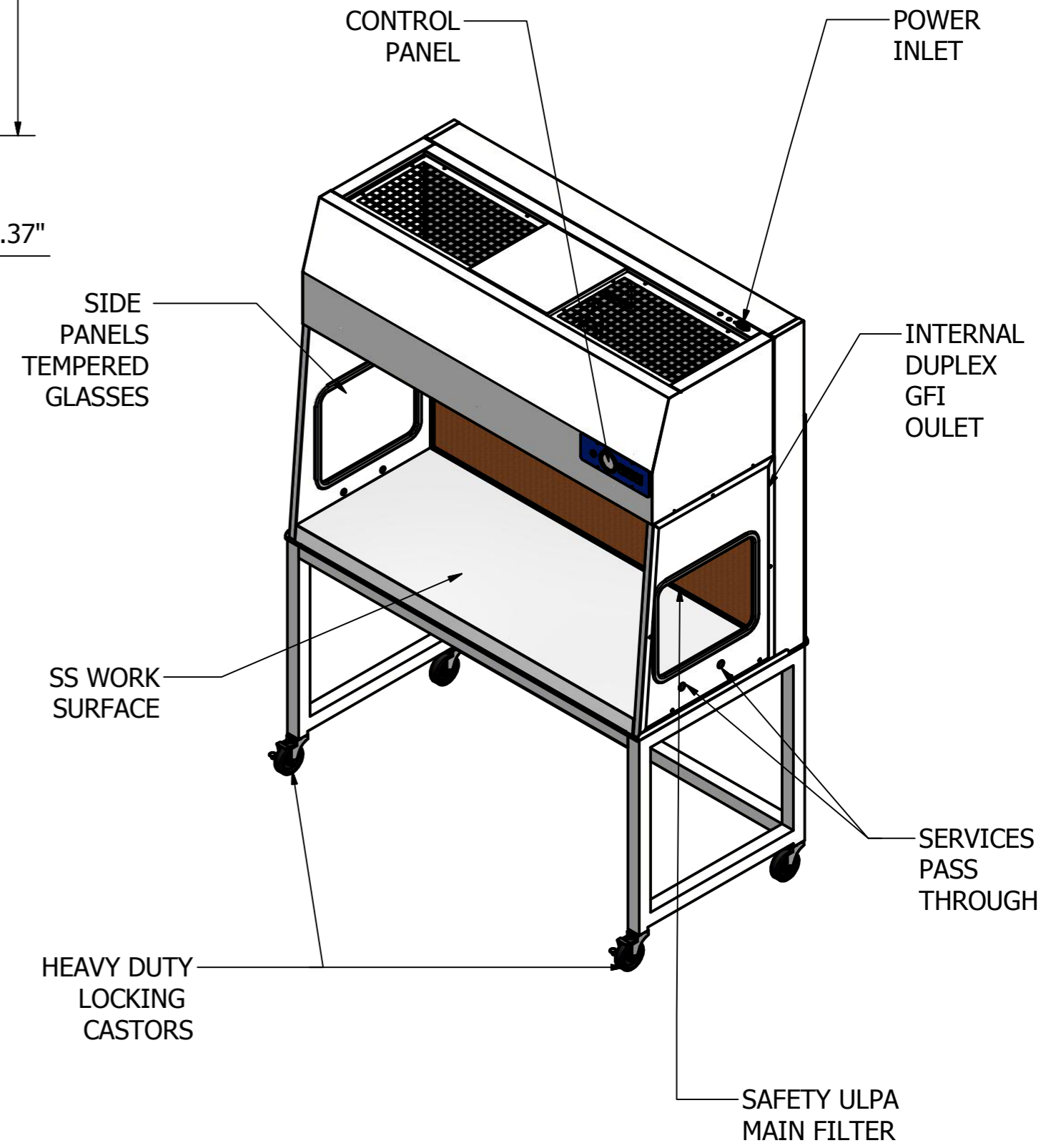


REVISION HISTORY				
ZONE	REV	DESCRIPTION	DATE	APPROVED
WORK ZONE	1	SS WORK SURFACE 40 MM HIGH	1/10/2010	P CH
WORK ZONE	2	SS WORK SURFACE 60 MM HIGH	10/7/2016	P CH
STAND BASE	3	NEW MODEL CART OR BASE STAND	5/1/2017	P CH
UNIT	4	UPDATE METAL UNIT	4/25/2019	P CH

- NOTES :
- 1.0 CUSTOMER
 - 2.0 SUBMIT DRAWING FOR APPROVAL.
 - 3.0 STANDARD FEATURES INCLUDED.
 - 3.1 CONSTRUCTION, EPOXY COATED MILD STEEL.
 - 3.2 STAINLESS STEEL WORK SURFACE .
 - 3.3 SIDES PANELS MADE IN TEMPERED GLASSES.
 - 3.4 CANFIL-FARR ULPA MAIN FILTER.
 - 3.5 INTERNAL LIGHTNING.
 - 3.6 INTERNAL GFCI OUTLET.
 - 3.7 FAN SPEED CONTROL.
 - 3.8 OPTIONAL; BASE STAND OR MOVIL CART.
 - 3.9 CONTROL PANEL: FAN'S ON/OFF, MINIHELIC ULPA PRESSURE GAUGE, GFCI OUTLET, AND LIGHTS SWITCHES.
 - 4.0 EBMPAPST ROTOR BLOWER.
 - 5.0 POWER INLET 120 V 60 HZ OR 220 V 50 HZ.
 - 6.0 OPTIONAL; HANGING BAR WITH "S" HOOKS.
 - 7.0 W/O



A-A (1 :14)



B-B (1 :14)

Designed by CFG	Checked by	Approved by	Date 2/13/2012	Date
AIR SCIENCE USA		HLF-60XT HORIZONTAL LAMINAR FLOW		
		HLF-60XT.GAssem	Edition 4	Sheet 1 / 1