

Consumables Reorder Form

Maintaining your Air Science Advanced Fume Hood just became easier.

Four easy ways to reorder service items for your fume hood.

1. Fill out the form on the next page and fax it to 800-306-0677 or 239-489-0922; OR
2. Send an email to Air Science: reorder@air-science.com with the part numbers you need to order or attach a purchase order; OR
3. Select the "Please review my history" option on the form and we will review your units history and recommend service items; OR
4. Complete your entire order online at www.filtcofilters.com.






Purair[®] 10



Schedule
CONTRACT GS-07-0018P



CONSUMABLES SELECTION

Option	Part Number	Description	Price	Quantity	Total
	ASTM-PRF	Replacement Door and Main Pre-filters - 6 pack. (Change every 2-3 months)	174.00	x _____	= _____
	ASTM-	Replacement Main Filter. (Change every 12 months - select specific filter below) NOTE: See guide on following page to determine how many your unit takes.			
	ASTM-001	GP Filter	355.00	x _____	= _____
	ASTM-030	Hepa Filter	455.00	x _____	= _____
	ASTM-015	ACI Filter	425.00	x _____	= _____
	ASTM-200	GP/Hepa Filter	455.00	x _____	= _____
	ASTM-013	FOR Filter	445.00	x _____	= _____
	ASTM-100	EDU Filter	355.00	x _____	= _____
	ASTM-110	Multi Filter (specify combo)	455.00	x _____	= _____
	ASTM-012	AMM Filter	425.00	x _____	= _____
	ASTS-	Replacement Safety Filter.(Change every 12 months - select specific filter below) NOTE: See guide on following page to determine how many your unit takes.			
	ASTS-001	GP Filter	220.00	x _____	= _____
	ASTS-030	Hepa Filter	220.00	x _____	= _____
	ASTS-015	ACI Filter	255.00	x _____	= _____
	ASTS-013	FOR Filter	285.00	x _____	= _____
	ASTS-012	AMM Filter	255.00	x _____	= _____
TOTAL:					_____




Purair® 10XL shown with optional mobile stand

OTHER CONSUMABLES

Gastec Pump™	495.00	x _____	= _____
Direct Reading Gas Detection Tubes - 10 pack.	90.00	x _____	= _____
Novus™ Plastic Polish kit	36.00	x _____	= _____
Airflow Meter	49.00	x _____	= _____
Electronic Filter Saturation Alarm (Boxed unit, sits on top of unit near dirty airstream, 110 - 130v 60Hz or 230v 50Hz)	445.00	x _____	= _____

HELP GUIDE



M. Main Filter Area: You need one main filter and one pre-filter for each blue filter door. This example shows that two main filters and two pre-filters are needed.

W. Filter Part Number: Look in the filter window to determine the main filter part number.

Purair® 20

DOES MY UNIT HAVE THE OPTIONAL SAFETY FILTER?

Look at the top of the unit. If you can see the filter bolted by screws, your unit has this option.



In the photo above, the filter can be readily seen on the top of the unit. If you just see solid white on top, it does not have the optional safety filter.

PURCHASE INFORMATION

Purchaser's Name: _____ Phone: _____ Email: _____

Ship to Name: _____ Ship to Address: _____

Credit Card Number (Not needed with PO): _____

Expiration Date: _____ CV Code: _____ Billing Zip Code: _____

Purchase Order Number: _____ Shipping will be charged unless your shipping account number is provided here: _____

If you do not know what you need to order to service your unit and would like us to review your units history, please provide your contact information, company name, and (if easily obtained) the serial number located on the top right-hand side of the unit by the power cord: _____



PO Box 62296 • Fort Myers, FL 33907
 T/239.489.0024 • Toll Free/800.306.0656 • F/800.306.0677
 www.airscience.com

